




## BEGINNERS PLANET BOUNCE

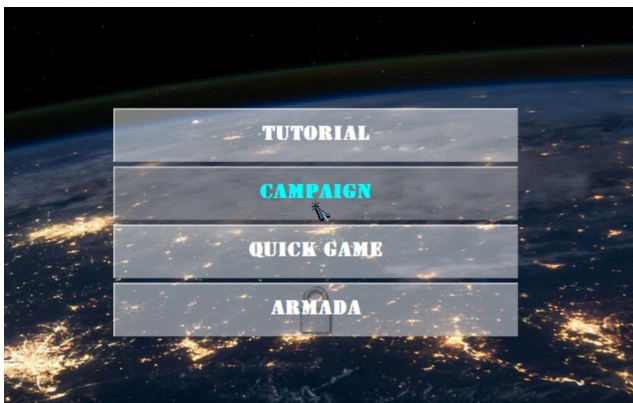
We recommend you start with TUTORIAL and then CAMPAIGN. If you are confident try a QUICK GAME.

### 1. LAUNCHING A CAMPAIGN

Select the "Play" button on the homescreen to begin.



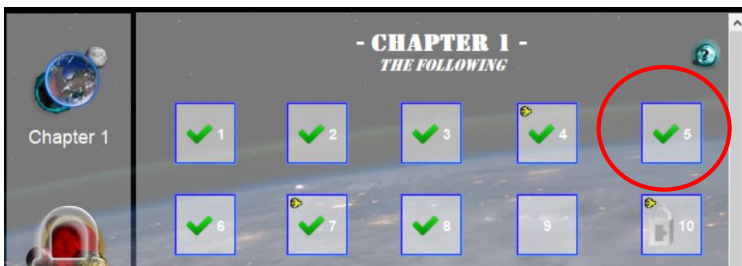
Then choose the "Campaign" button.



This will bring up the Campaign menu which will list scenarios and ship options.



**1. Choose a ship from the drop-down menu.**



**2. Click on a Scenario to begin!**

*Note: Once you have clicked on a scenario the scenario will launch and the story will begin to play. This will be a few slides with subtitles which you can click through or press Escape to skip.*

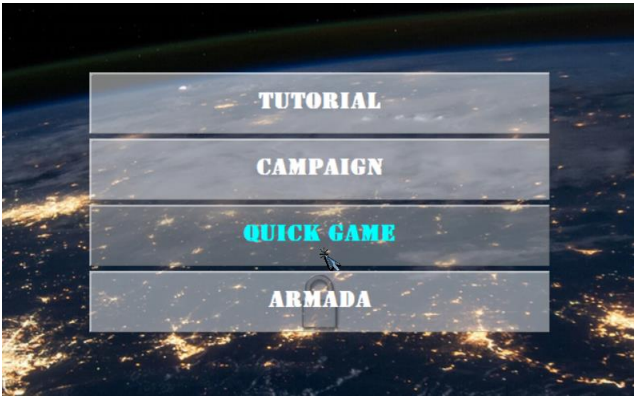
## 2. PLAYING A QUICK GAME

If you want to play with friends or just casually fight AI you want to play a Quick Game.

Select the "Play" button on the homescreen to begin.



Then select "Quick Game" to bring up the game menu.



In this game menu you can choose your game settings

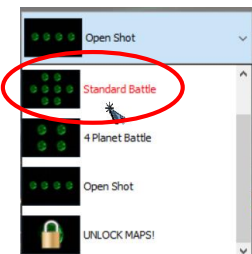
### Choose a Game Mode

There are three gamemodes. When you click on them their description will appear in the box below. Each gamemode will test different skills and strategies.



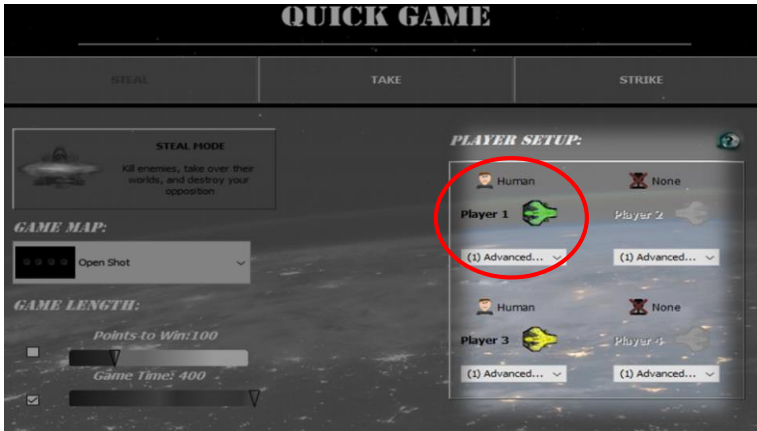
### Choose a Map

Select a map to play from the drop down box. This will be the solar system you are fighting to conquer.

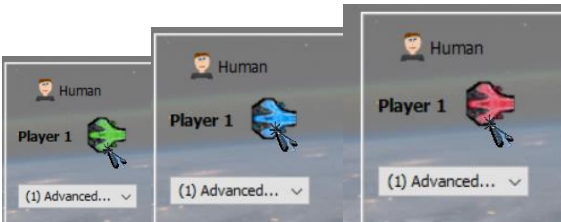


## Choose a Ship

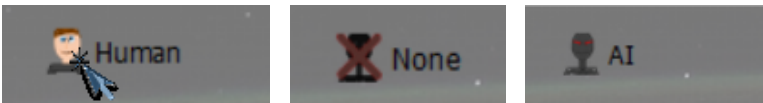
Most importantly you will want to choose your ship and color.



Click on the icon of your ship to toggle its color.



Change whether the player is AI or a Human player by clicking on the icon:



Then press "Play" and have fun!



*Note: You may prefer to start fighting against **only one AI** and no other ships, similar to this setting (on left).*